PLANT LEGEND

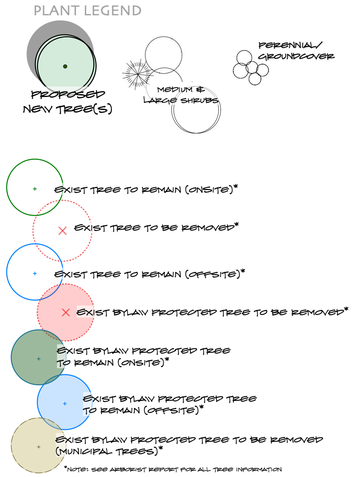

TREE PROTECTION SIGN

*Arborist to supervise installation of all works and materials to mitigate construction impacts and placement of temporary barrier fencing.

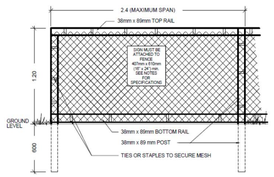

TREE PROTECTION FENCING

"Specifications for tree protection fencing:
1) the fence will be constructed using 38x89mm [2"x4"] wood frame:
- Top, bottom and posts"
- Use orange snow fencing mesh and secure to the wood frame with "zip" ties or galvanized staples.

2) Attach a sign with a minimum size of 407mmx 610mm [16"x24"] with the following wording:
A) **DO NOT ENTER** - Tree Protection Zone [for retained trees], or
B) **DO NOT ENTER** - Future Tree Planting Zone [for tree planting sites]

This Sign must be affixed on every fence face or at least every ten (10) linear metres.

"In rocky areas, metal posts [T-bar or Rebar] drilled into rock will be accepted.

At no time will tree protection zones be removed from the project unless approved by the project arborist.

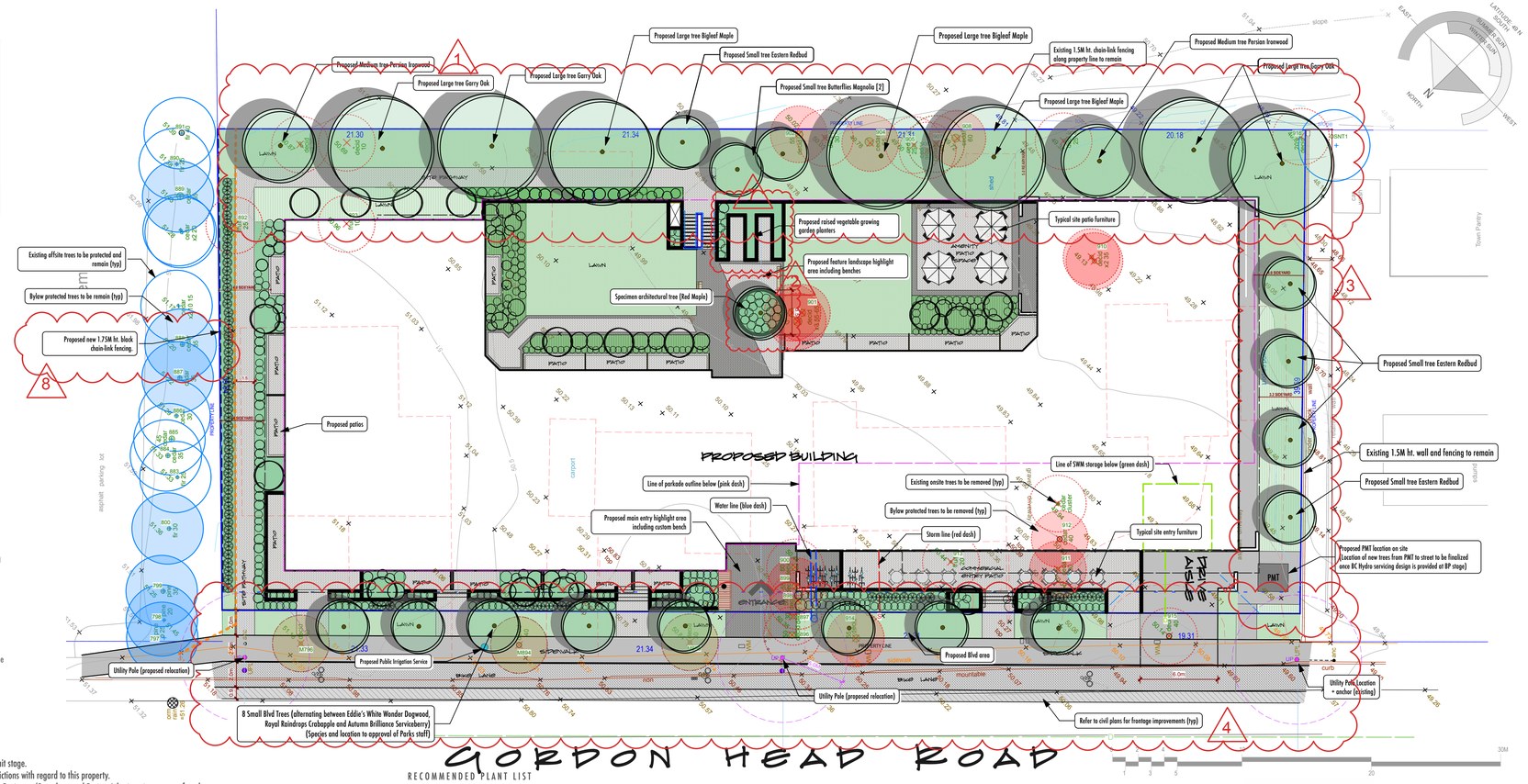

LEGEND

HARDSCAPE FINISHES:

PP1	Broom Finish CIP Concrete
PP2	Exposed Aggregate CIP Concrete Paving
PP3	Exposed Aggregate CIP Concrete Paving; highlight charcoal colour

SOFTSCAPE:

- Lawn
- Ornamental & Container Planting area
- Native & Pollinator planting area

MISCELLANEOUS:

- Privacy screening approx. 1800mm height (see architectural plans)
- Proposed chain-link fencing
- Concrete retaining/upstand walls; Heights vary.

NOTES:

1) All building layout information and setback dimensions supplied by Continuum Architecture.
2) All survey information supplied by Continuum Architecture.
3) This drawing must not be scaled. The General Contractor shall verify all dimensions, datums and levels prior to commencement of work.
4) All errors and omissions must be reported immediately to the Designer.
5) This drawing is the exclusive property of the Designer and can be reproduced only with the permission of the designer, in which case the reproduction must bear the designers names.

N O T E S:

THESE PLANS ARE NOT FOR CONSTRUCTION
1) Detailed planting plan and quantities to be submitted during Building Permit stage.
2. Landscape contractor to make themselves aware of any regulations or restrictions with regard to this property.
3. Landscape Contractor to arrange a pre-construction meeting with Landscape Designer /Consultant and Project Arborist prior to start of work.
4) Anything that is unclear should be clarified with Landscape Designer /Consultant.
5) Plant material, installation and maintenance to conform to Canadian Landscape Standards (CLS) (current edition).
6) All growing medium to conform to "Table T-5.3.5.5 – Minimum Depths of Growing Media over Prepared Subgrade" in the CLS.

Application / Plant Type	Minimum Depth (after settlement) over prepared subgrade
Low-traffic lawn (irrigated)	100 mm (4 in)
Low-traffic lawn (non-irrigated)	100 mm (4 in)
High-traffic lawn	same as lawn (min 100 mm over A-horizon)
Planting / ground-cover areas	150 mm (6 in)
Small shrubs	300 mm (12 in)
Large shrubs	450 mm (18 in)
Trees (general planting)	600 mm (24 in)
Trees (planting over structure)	750 mm (30 in)

7) Tree soil volumes: Trees over slab (this project): minimum 7.5m³. Trees on boulevard or at grade: 8m³ for small class trees; 12m³ for medium class trees. 16 m³ for large class trees. All new trees to conform to siting and soil volume requirements outlined by the Canadian Landscape Standards (and District of Saanich specifications). If sufficient soil volume cannot be provided, soil cells under the adjacent hardscape is the preferred method of providing soil volume. Where soil volume can be achieved in boulevard planting areas without the use of soil cells, root barrier (UB18 or UB24) may be required to be installed at edge of hardscape adjacent to boulevard trees. Please note: Boulevard plantings will have overhead services - Saanich to confirm Blvd Tree planting availability and Species. If the new to planting site required trees a cash-in-lieu or offsite tree planting fee is assessed during the site servicing stage of the subdivision process.
8) Root barrier required to be installed near municipal hardscape (curb, sidewalk, driveway crossing) for a 4m run centered on the tree (even if the separation from the hardscape exceeds 1m). Root barrier also to be installed at the proposed edge of bike lane, to restrict root development in this area to facilitate future construction without requiring tree removals. Depending on tree species and site conditions, additional root barrier may be identified for specific locations and type of root barrier (to be determined at a later stage).
9) All tree pits and shrub beds to be finished with a min. 50mm (2") layer of approved mulch such as 25mm (1") minus Douglas Fir or Hemlock bark chips & fines (or approved leaf mould).
10) Underground automatic irrigation system to be installed. Irrigation materials and installation to conform, as a minimum, to CLS Standards (current edition) and IIABC Standards. All irrigation piping under hardsurfaces to be sleeved. Provide a dedicated irrigation system serving the proposed boulevard trees only. The irrigation system shall be separate from the development water system and supplied by a dedicated water meter. A suitable existing meter may be reused where appropriate. Provide a double drip-ring irrigation system at each boulevard tree. The system shall be designed and installed in accordance with current IIABC standards and the District of Saanich Irrigation Specifications. Any irrigation system that will become the District of Saanich's will require site inspections by Saanich staff prior to backfilling to ensure the system is installed according to the specifications.
11) Fencing to be built as shown on plan; Please note: Saanich to confirm new fencing in SRW along the North property line. Saanich to confirm existing chain link fencing along East property line may remain.
12) Project Arborist to install tree protection fencing for any on or off-site protected trees or boulevard tree where necessary. Offsite blvd trees to be verified with Parks Staff. For boulevard plantings, a minimum of 1m from the back of the curb and/or sidewalk is required. Boulevard Tree to be irrigated from the development site. Arborist to provide an Arborist report with tree information including plans for tree protection fencing and applicable notations for the submission.
13) Patio area sizes are approximate and subject to change.
14) Size, extent and design of project fencing or individual yard fencing subject to change. Perimeter fencing along the property line to be black chain link fencing. Internal patio screening to be as described on the architecturals (see architectural plans).
15) Arborist to supervise the installation of tree protection fencing for any on or off-site protected trees or boulevard trees where necessary.
16) Refer to engineering plans which take precedence over these plans. If there are any questions regarding discepancies, contact the Landscape Architect or Consultant immediately.

RECEIVED
AUG 25 2026
PLANNING DEPT.
DISTRICT OF SAANICH

RECOMMENDED PLANT LIST

BOTANICAL NAME	COMMON NAME	SIZE /REMARKS
TREES (14)		
Acer palmatum Bloodgood	Bloodgood Japanese Maple	3.0M ht. /B&B
Acer macrophyllum (L)	Bigleaf Maple	6cm. cal. /B&B
Amelanchier x grandiflora 'Autumn Brilliance' (S)	Autumn Brilliance Serviceberry	5cm. cal. /B&B
Cercis canadensis (S)	Eastern Redbud	6cm. cal. /B&B
Cercidiphyllum japonicum (M)	Japanese Katsura	6cm. cal. /B&B
Cornus nuttalli x florida 'Eddie's White Wonder' (S)	Eddie's White Wonder Dogwood	2.5cm. cal. /B&B
Ginglo Princeton Sentry (M)	Princeton Sentry Gingko	5cm. cal. /B&B
Magnolia acuminata 'Butterflies' (S)	Butterflies Magnolia	5cm. cal. /B&B
Mallus'Royal Raindrops' (S)	Royal Raindrops Crabapple	5cm. cal. /B&B
Parrotia persica 'Ruby Vase' (M)	Persian Ironwood 'Ruby Vase'	6cm. cal. /B&B
Styrax japonicus (S)	Japanese Snowbell	4cm. cal. /B&B
Quercus garryana (L)	Garry Oak	2.5cm cal.or 1.8M ht. /B&B
Quercus palustris 'Pringreen' Green Pillar (M)	Green Pillar Pin Oak	6cm. cal. /B&B
SHRUBS & PERENNIALS		
Buxus Microphylla Winter Gem	Littleleaf Boxwood	#5 Pot
Calamagrostis x acutiflora	Karl Foerster Grass	#1 Pot
Euonymus Alatus Compacta	Dwarf Burning Bush	#5 Pot
Hamamellis Int. Jellena	Orange Witch Hazel	1.5M. Ht.
Hakonechloa macra aureola	Hakone Grass	#1 Pot
Hosta Hadspen Blue	Hadspen Blue Hosta	#1 Pot
Gaultheria shallon *	Salal	#1 Pot
Lavandula Munstead	English Lavender	#1 Pot
Liriope Muscari	Big Blue Lily Turf	#1 Pot
Mahonia aquifolium *	Oregon Grape	#5 Pot
Polystichum munitum *	Western Sword Fern	#3 Pot
Ribes Sanguineum *	Ornamental Currant	#5 Pot
Rudbeckia Fulgida	Orange Coneflower	#1 Pot
Spiraea japonica Goldflame	Goldflame Spirea	#3 Pot
Symphorocarpos albus *	Common Snowberry	#1Pot
VINES & GROUNDCOVER		
Arctostaphylos uva ursi *	Kinnickinnick	SP3
Gaultheria procumbens *	Wintergreen	SP3
Thymus pseudolanuginosus	Wooly Thyme	SP3

* plants with an asterisk refer to native species

Note: 150mm PVC irrigation sleeves required at all driveways, walkways, walls, etc. Detailed layout of sleeves to be provided at Building Permit Stage.

PRE-CONSTRUCTION NOTES:

- Landscape Contractor to arrange a pre-construction meeting with Project Landscape Architect /Consultant prior to start of work.
- Anything that is unclear should be clarified with Project Landscape Architect /Consultant.
- All existing trees (if any) located on plan are approximate. Size and dripline of existing trees are not shown, and should be verified by a surveyor and /or arborist where necessary. Contractor to install tree protection fencing for existing significant tree(s) where necessary, under the supervision of project Arborist. Regarding any Critical Root Zones (CRZ) of trees on neighbouring lots:
- Refer to engineering plans which take precedence over these plans. If there are any questions regarding discepancies, contact the Landscape Architect /Consultant immediately.

SPECIAL NOTES:
1) Refer to Civil Engineer and Architect's plans for final grading elevations. They will take precedence over these plans.
2) Retaining walls shown on landscape plan to be designed by others.
3) There are several trees on neighbouring properties that shall be protected during construction of this project. The General Contractor and the Landscape contractor and all subtrades (including the excavation contractor) must be made aware of the tree report by the project Arborist and any coordinating plans or reports.
4) Tree canopy cover for this site is aiming for 20% cover on this project.
5) Bylaw required replacement tree plantings which cannot be incorporated on-site will be collected as non-refundable cash-in-lieu in excess of the landscape bond. Based on the current fee schedule, this will be $700 per on-site tree and $1,350 per boulevard tree.
6) There are currently small class boulevard trees proposed for this project due to overhead services along the street portion of the property. Overhead hydro/tel along Gordon Head Road frontage: Per BC Hydro standards, trees planted within 5m of overhead lines have two have a maximum mature height of 5m.

BRITISH COLUMBIA SOCIETY OF LANDSCAPE ARCHITECTS
REGISTERED MEMBER
DANIKA HAZEL PROVEN
522
2026-08-24

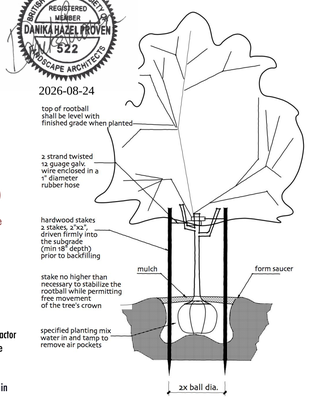

TREE PLANTING DETAIL
SCALE: NTS

SKL.01
2025.NOV.12
1 : 2 0 0
LATEST REVISION: #8: 2026.AUG.19

NOT FOR CONSTRUCTION.
FOR DP ONLY

UNIVERSITY VIEW - 3945-53 GORDON HEAD ROAD
LANDSCAPE LAYOUT

innovate dc
250.818.7235 - unit 1B - 5401 Hamsterly Rd, Victoria, BC
CALID SERVICES LTD
250.388.6919 - 2750 Quadra St, Victoria, BC

COPYRIGHT RESERVED. THESE PLANS AND DESIGNS ARE AT ALL TIMES THE PROPERTY OF THE DESIGNER TO BE USED FOR THE PROJECT SHOWN. WRITTEN CONSENT IS REQUIRED FROM THE DESIGNER BEFORE ANY REPRODUCTION.